



# HOW DO I LINK MY FESTIVAL TICKET TO MY ACCOUNT?


## PLEASE NOTE:

- The barcode always has **9 characters** and appears between 2 asterisks. Do **not** enter the asterisks. A space can also count as a character, and it is even possible to have 2 spaces next to each other.
- If you have **multiple day tickets**, link the ticket for the **first day** to your wallet. You can continue using the wristband from that day on the following days.
- Did you create wallets for **multiple people**? Make sure you link the **correct ticket** to the **correct wallet**, and that the **correct person** checks in at the Ticket Exchange with the **correct ticket**.

## WHERE CAN I FIND MY BARCODE? IN THE TICKETMASTER-APP.

**1** My Tickets

Upcoming Events Past Events



**GRASPOP METAL MEETING 2026 | THURSDAY**  
Thu • 18 Jun 2026  
Festivalpark Steenehei - Dessel

View Tickets >

**2** Important Information

TICKET INFORMATION

**Ticket Type**  
Guest Thursday | General Admission

**Barcode Number**  
\*XXXXXXXX\*

EVENT INFORMATION

**Venue Address**  
Kastelsedijk  
Dessel, 2480

**Date/Time**  
Thu, 18 Jun 2026 at 0:00

ORDER DETAILS

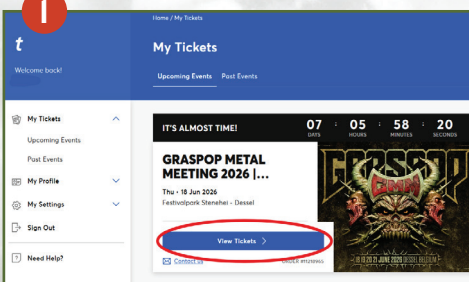
**Order Number**  
11

TERMS & CONDITIONS

Tickets are subject to our Purchase Policy. Venue and/or event organiser T&C's may also apply.

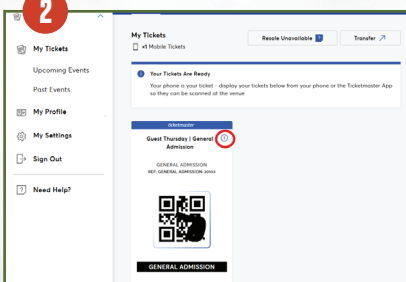
## VIA THE TICKETMASTER WEBSITE

**1**



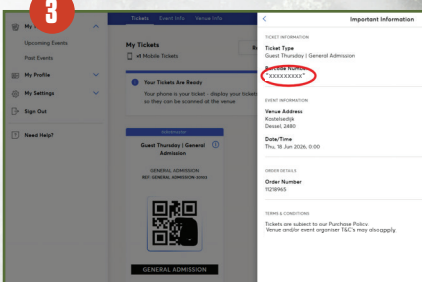
View Tickets >

**2**



View Tickets >

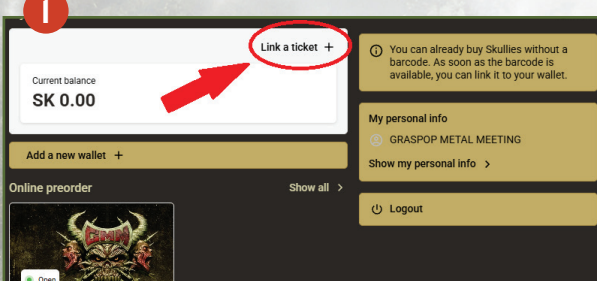
**3**



View Tickets >

## WHERE DO I ENTER MY BARCODE? IN YOUR CASHLESS ACCOUNT LINKED TO YOUR WALLET

**1**



Link a ticket +


**2**

Enter the barcode number of your ticket

Enter the barcode number.

Barcode number \*

**1** Practical information



The number is located close to the barcode or QR code. If you have multiple tickets, please enter the barcode number of the first day you will be on site.

**ALWAYS 9 CHARACTERS, BETWEEN 2 ASTERISKS.**